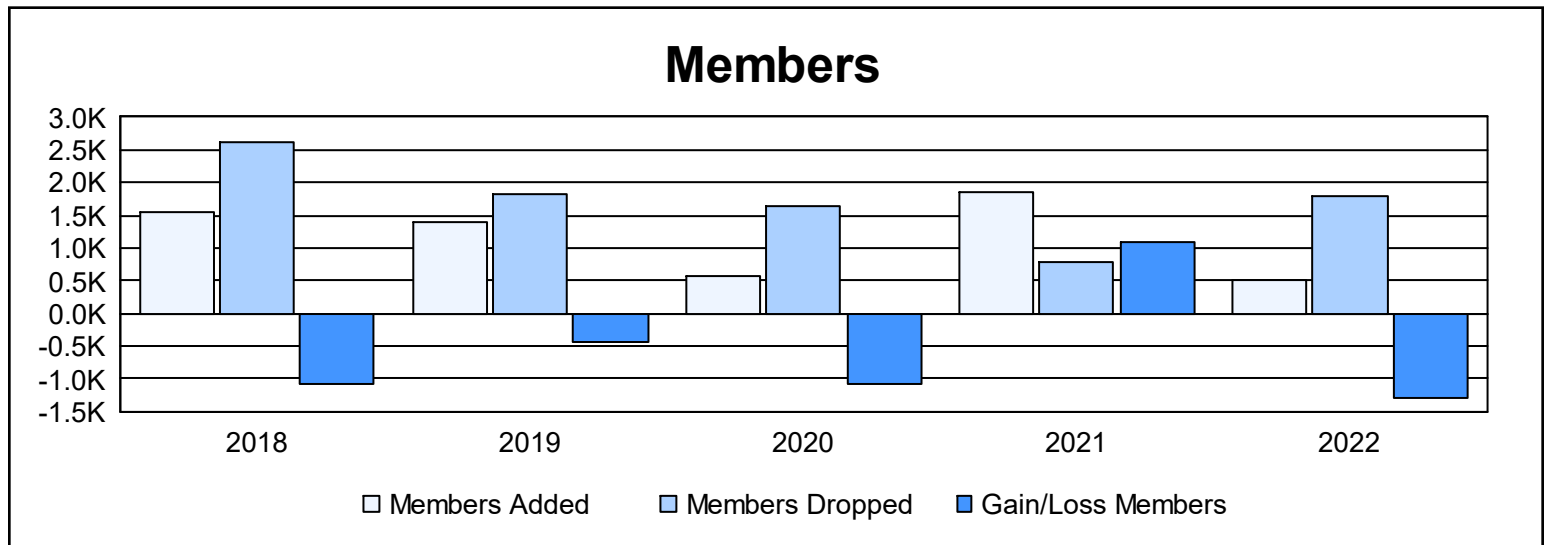
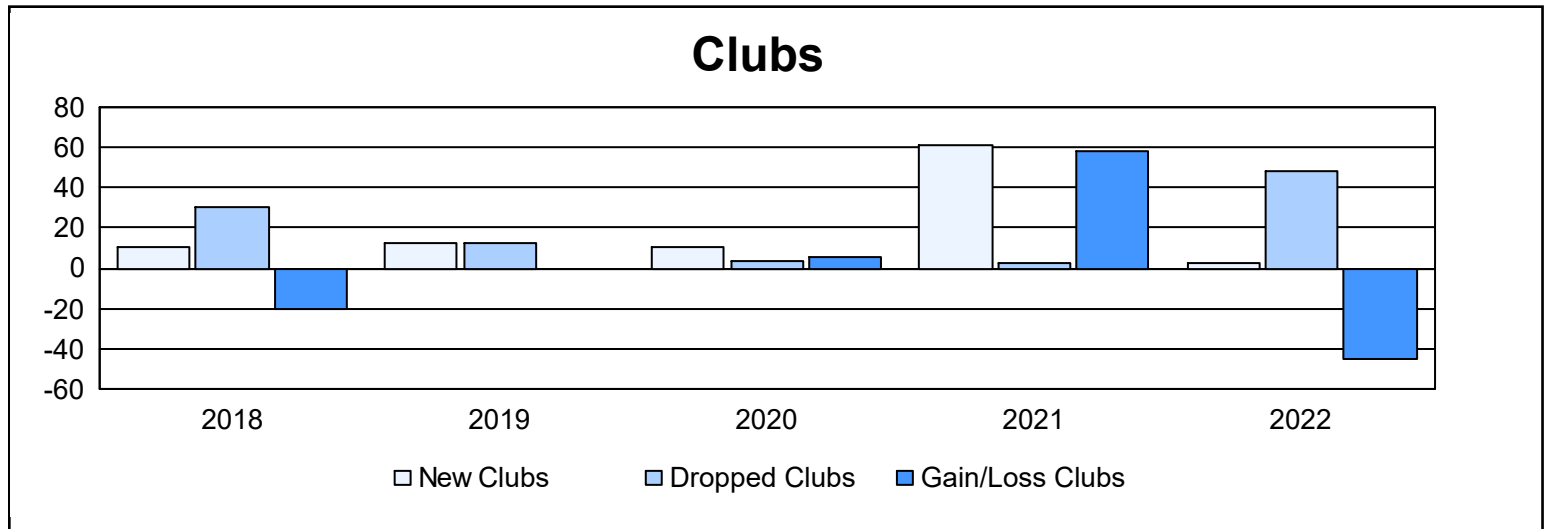
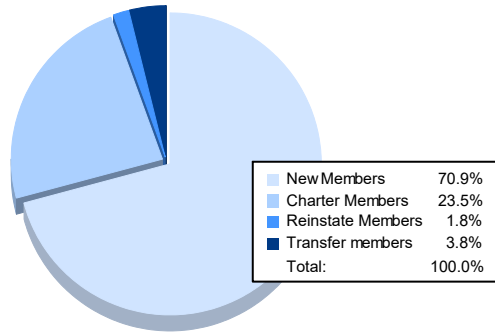


| Year           | New Clubs | Dropped Clubs | Gain/ Loss Clubs | New Members | Charter Members | Reinstate Members | Transfer Members | Total Member Added | Total Members Dropped | Gain/ Loss Members |
|----------------|-----------|---------------|------------------|-------------|-----------------|-------------------|------------------|--------------------|-----------------------|--------------------|
| 2017-2018      | 10        | 30            | -20              | 1,116       | 267             | 162               | 10               | 1,555              | 2,618                 | -1,063             |
| 2018-2019      | 12        | 12            | 0                | 193         | 681             | 119               | 390              | 1,383              | 1,831                 | -448               |
| 2019-2020      | 10        | 4             | 6                | 240         | 244             | 5                 | 85               | 574                | 1,653                 | -1,079             |
| 2020-2021      | 61        | 3             | 58               | 485         | 1,346           | 20                | 3                | 1,854              | 778                   | 1,076              |
| 2021-2022      | 3         | 48            | -45              | 359         | 119             | 9                 | 19               | 506                | 1,801                 | -1,295             |
| <b>Average</b> | <b>19</b> | <b>19</b>     | <b>0</b>         | <b>479</b>  | <b>531</b>      | <b>63</b>         | <b>101</b>       | <b>1,174</b>       | <b>1,736</b>          | <b>-562</b>        |



### Membership Composition June 2022 Cumulative



### Gender Composition June 2022 Cumulative

